

# ACCESS ECONOMIC QUARTERLY **Q1 2021**



**access**

more than banking

## IN THIS EDITION

## SECTION 1

### Global Economy **1.0**

United States 1.1

Euro Area 1.2

BRICS 1.3

Africa 1.4

## SECTION 2

### The Nigerian Economy **2.0**

GDP Growth 2.1

Inflation 2.2

Monetary Policy 2.3

Unemployment 2.4

External Reserves 2.5

External Trade 2.6

Exchange Rate 2.7

Money Market 2.8

Stock Market 2.9

Portfolio Investment- Nse 2.10

Capital Importation 2.11

Purchasing Managers Index (PMI) 2.12

Credit Ratings 2.13

Socio-Economic Landscape 2.14

Financial Sector Developments 2.15

## SECTION 3

### Outlook for Q3 2020 and Beyond **3.0**

Economy 3.1

Foreign Exchange 3.2

Crude Oil 3.3

Monetary Policy 3.4

Foreign Reserves 3.5

Inflation 3.6

# ACCESS ECONOMIC QUARTERLY Q1 2021

#### EDITORIAL BOARD

**Rotimi Peters**  
rotimi.peters@accessbankplc.com

#### DESIGN & LAYOUT

**Lajubutu Olusegun Stephen**  
Corporate Communications Unit (Graphics)

#### CONTENT DEVELOPMENT

**Stephanie Erigbe**  
stephanie.erigbe@accessbankplc.com

**Grace Olejeme**  
grace.olejeme@accessbankplc.com

**Foluwaso Koforowola Owoyemi**  
foluwaso.owoyemi@accessbankplc.com

**Blessing Eniye**  
blessing.eniye@accessbankplc.com

#### CORRESPONDENCE

All enquiries should be forwarded to:  
The Economic Intelligence Team  
Access Bank Plc  
14/15, Prince Alaba Abiodun, Oniru Road,  
Victoria Island, Lagos  
T: +234 (1) 271 2005  
E: economicintelligence@accessbankplc.com

# that extra plus on your business banking experience



Enjoy convenient payment solutions  
anytime, anywhere.

- Local Payments, including single and bulk payments
- Foreign Payments, including cross currency transfers
- Balance & Transaction Reporting
- Financial Supply Chain Management
- Point of Sales (POS) Reporting
- Customs Duty Payments

Visit [www.accessbankplc.com/primus](http://www.accessbankplc.com/primus) to get started

**More Information:**

01-271-2005-7, 0700-300-0000

[accessbankplc.com](http://accessbankplc.com)



Facebook.com/accessbankplc | Twitter.com/myaccessbank  
Youtube.com/accessbankplc | LinkedIn/accessbankplc  
Instagram/myaccessbank



more than banking

# 1.0

GLOBAL ECONOMY



# GLOBAL ECONOMY

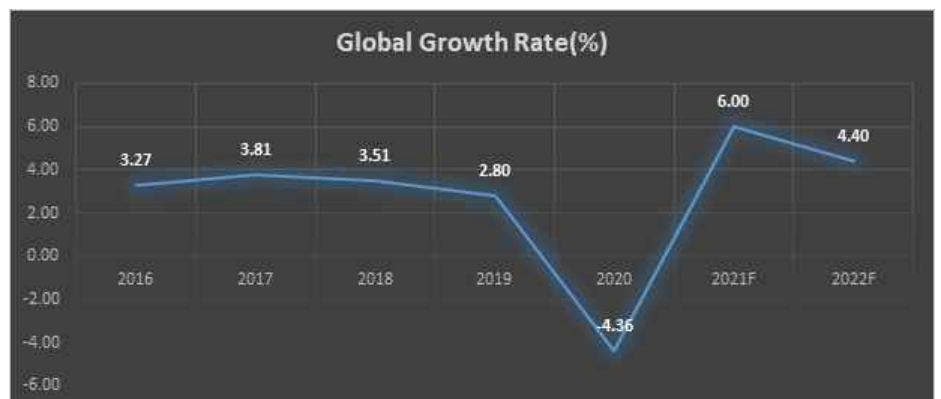


The outlook for the global economy has improved from the previous quarters, with the development of several vaccines raising the likelihood of recovery in 2021. However, the optimism is masked by the realities of new virus mutations. Consequently, a positive outlook hinges not just on the outcome of the vaccine but on how economic policies deployed under high uncertainty can limit lasting damage from this unprecedented crisis. Global growth in 2021 has been revised upwards from 5.5% in January to 6% and to 4.4% in 2022. The revision reflects the anticipation of the possible way out the vaccine provides, additional fiscal aid in a few large economies, and the continued adaptation of economic activities to the new normal of limited mobility. Forecasts suggest that the United States is well placed to experience a solid economic recovery in 2021, in contrast to much of the world, where it is likely to take longer to return to pre-crisis levels. The positive assessment for the U.S. is highly driven by President Joe Biden's \$1.9 trillion coronavirus rescue package, which came into force early in the year.



The Chinese economy is modestly aiming for an economic growth rate of above 6% in 2021 which will enable the country to devote efforts to promoting reform, innovation, and high-quality development. The target set was well below the International Monetary Fund's estimate of 8.1% growth for China's economy this year. The Eurozone is forecasted to grow by 5.1% in 2021 and 3.1% in 2022 underpinned by favourable financing conditions in the eurozone.

Emerging economies contracted by -2.6% on average in 2020 and should grow by 6% in 2021, with very uneven performances amongst countries. Positive external factors like the further catching-up in global trade, rising commodity prices, and lower domestic borrowing costs than pre-Covid19 crisis levels will continue to support growth recovery.



Source: IMF

# GLOBAL ECONOMY

## UNITED STATES/EURO AREA

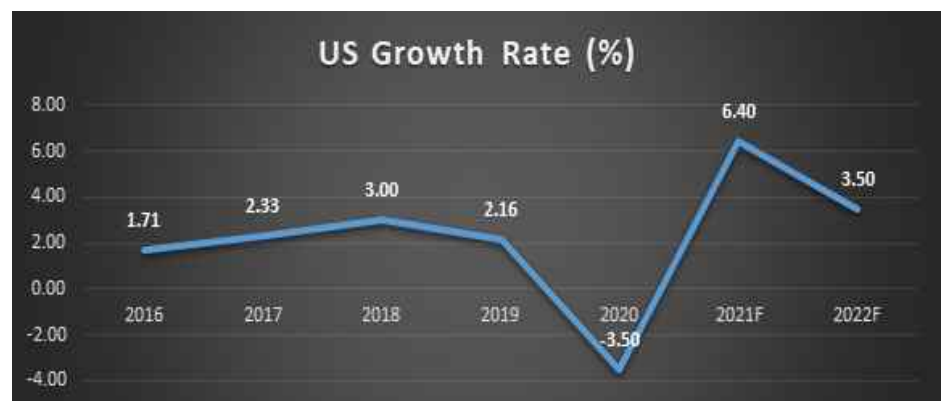


### GDP Growth Rate & Forecast – U.S.A., Eurozone, and BRICS

#### 1.1 United States

The United States contracted by 2.4% in Q4 2020, in comparison to 2.8% the preceding quarter. Despite a period of volatility that surfaced at the end of the quarter, U.S. equity markets surged higher in Q1 2021 on the back of two overriding themes – greater than expected stimulus and vaccine progress. The stimulus at the end of 2020 (\$900B) and the relief package signed in early March (\$1.9T) equate to nearly 14% of US GDP.

### GDP Growth Rate & Forecast – United States of America



Source: IMF



The Fed left the target range for its federal funds unchanged at 0-0.25% during its March meeting and signalled a strong likelihood that there may be no rate hikes through 2023. The US saw a record-high trade deficit of \$86.7 billion in February 2021, lower than the deficit of \$83.2 billion at the end of 2020. The inflation rate in the US rose to 2.6% in March of 2021 from 1.7% in February which is the highest reading since August of 2018. The upward pressure is mainly from energy, gasoline, electricity, and utility gas service.



# GLOBAL ECONOMY

## UNITED STATES/EURO AREA



### 1.2 Euro Area

The Eurozone economy contracted by 4.8% percent year-on-year in the fourth quarter of 2020, following a 4.2% decline in the previous quarter. The slump was, however, milder than the first half of the year because restrictive measures have been adopted and were less severe than earlier. For the year 2020, according to a preliminary estimate released by Eurostat, GDP is estimated to fall by 6.8%.

### GDP Growth Rate & Forecast – Eurozone



Source: IMF

The inflation rate as of March 2021, is at 1.3% the highest since January 2020 from -0.3% in December 2020. The upward trend is driven mainly by higher costs for services and energy.



The Eurozone trade surplus narrowed to EUR 17.7 billion in February 2021, compared to EUR 2.92 billion at the end of the previous quarter. The IHS Markit Eurozone Manufacturing PMI increased to a record high of 63.3 in April of 2021 from 62.5 in March which is due to the new orders rising and backlogs clearing as the economic activities resumed.

# GLOBAL ECONOMY

## BRICS



### 1.3 BRICS

Outlook for the BRICS economies like most of the other economies is looking upward since the vaccination rollout. The Brazilian economy is projected to be one of the first Latin economies to recover to its pre-pandemic GDP level. Whilst China's growth is expected to continue to stabilize between 1% to 2% due to domestic consumption and digital infrastructure. The Russian economy is projected to have a gradual rebound of 2.8% in 2021 as economic activities pick up. The Indian economy rebounded in Q4,2020 as the government eased lockdown. South Africa's economy is also projected to expand by 3% in 2021.



### Brazil

Brazil's economy contracted 1.1% year-on-year in the fourth quarter of 2020, after a 3.9% contraction in the previous quarter. In the full year 2020, the economy plunged by 4.1%.

### GDP Growth Rate & Forecast – Brazil



Source: IMF



The Central Bank of Brazil made a unanimous decision to raise its benchmark interest rate by 75 basis points from an all-time low of 2% in February 2021. The decision was made due to the continuing increase in commodities prices, affecting the current and forecasted inflation rate.

The annual consumer price inflation rate rose to 6.1% in March 2021, from 4.2% in December 2020, the highest since December 2016. The growing inflation rate is due to a weaker currency, rising coronavirus infections, and high commodity prices.

According to IMF, the Brazilian economy is forecasted to rebound in 2021 by 2.8% as domestic and foreign demand recover. However, the gradual reduction of fiscal stimulus as the coronavirus shock fades, an elevated unemployment rate, and ballooning public debt dampen the outlook.



# GLOBAL ECONOMY

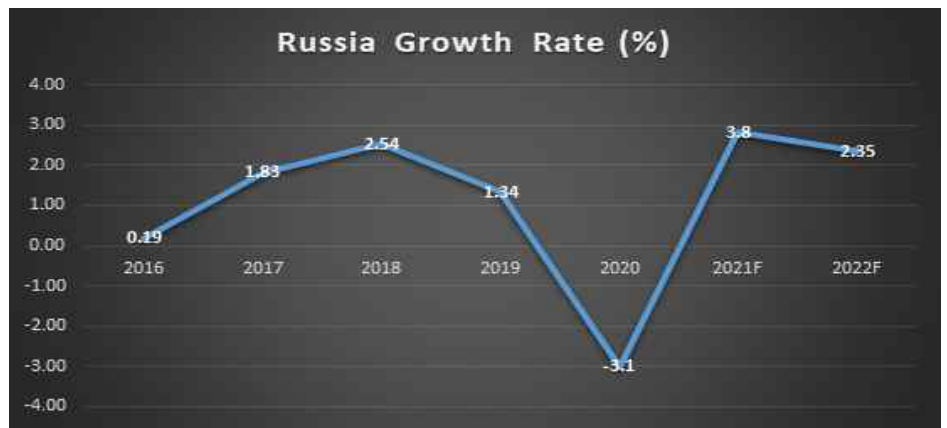
## BRICS



### Russia

Russia's economy contracted by 1.8% year-on-year in Q4, 2020 easing from a revised 3.5% contraction in the previous quarter. The Russian economy slid into recession in 2020 due to the effect of the pandemic on economic demand and activity. The growth for 2021 is estimated to be at 2.8% according to the IMF, as economies take to recovery.

#### GDP Growth Rate & Forecast – Russia



Source: IMF



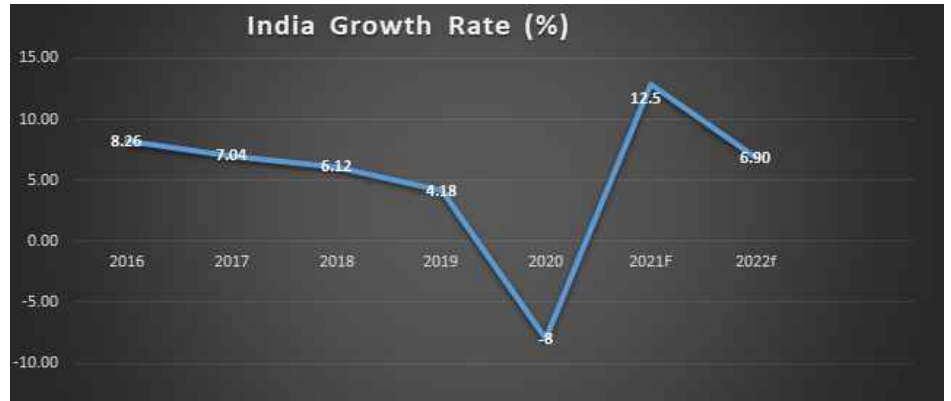
The Central Bank of Russia raised its benchmark interest rate by 50bps to 5.0% during its April meeting, due to the rapid recovery of demand and elevated inflationary pressure. The annual inflation rate rose to 5.8% in March 2021 in comparison to 4.9% in December 2020, making it the highest inflation rate since November 2016.



### India

The Indian economy expanded by 0.4% year-on-year in the last quarter of 2020, slightly below the market expectation of 0.5%. Nevertheless, it is the first expansion India has seen in three quarters as the government opened economic activities in phases from June after a coronavirus lockdown in late March. The contraction for full-year 2020 was estimated at 10.3% which would be the biggest drop ever.

### GDP Growth Rate & Forecast – India



Source: IMF



The Reserve Bank of India kept its benchmark repurchase rate at 4% during its April meeting, as it is maintaining an accommodative stance as long as necessary to sustain growth and continue to mitigate the impact of COVID-19 on the economy while ensuring that inflation remains within target. The bank also left the reverse repo rate at 3.35%.

Inflation edged up to 5.52% in March of 2021, below the reserve bank upper margin from 5.03% in February mostly due to higher commodity prices and economic recovery.



### China

The Chinese economy advanced 18.3% year-on-year in Q1 2021, accelerating sharply from a 6.5% growth in the previous quarter. This expansion was boosted by strengthening domestic and global demand, strict virus containment measures, and continued fiscal and monetary support. China expects its economy to grow by more than 6% which is in line with IMF's forecast of 8.2%

# Receive foreign currency transfer directly into your account



Enjoy instant credit into your Access Bank account when you receive foreign currency inflows.

Call our 24-hour Contact Center on 01-2712005-7 to find out more.

Scan to download AccessMore app



## More Information:

01- 2712005, 01- 2712006, 01- 2712007.

[accessbankplc.com](http://accessbankplc.com)



Facebook.com/accessbankplc | Twitter.com/myaccessbank  
Youtube.com/accessbankplc | LinkedIn.accessbankplc  
Instagram/myaccessbank

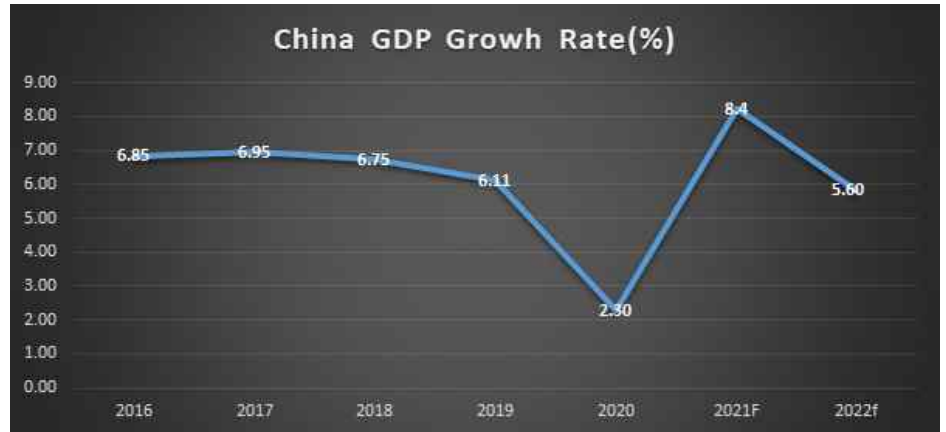
Terms & Conditions Apply



more than banking



### GDP Growth Rate & Forecast – China



Source: IMF



Inflation rate in China rose by 0.4% year on year in March 2021 after a 0.2% drop in the previous month. This was the highest reading since October 2020, amid a sharp rebound in the cost of non-food goods driven by transportation & communication clothing, rent, fuel & utilities.



The People's Bank of China (PBoC) held its benchmark interest rates steady in March at 3.5%. The one-year loan prime rate (LPR) was left unchanged at 4.35% from the previous monthly fixing. China's trade surplus narrowed sharply to \$13.8 billion in March 2021 from \$20.0 billion the same month in the previous year.

# GLOBAL ECONOMY

## BRICS

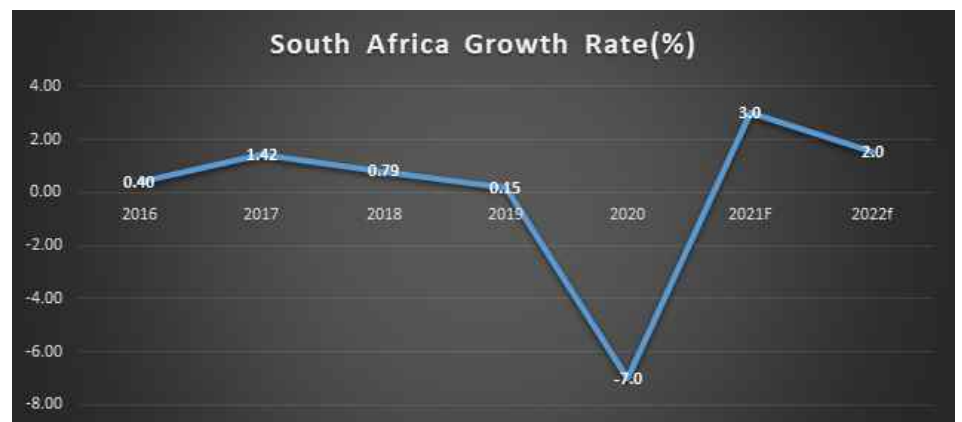


### AFRICA

#### South Africa

The South African economy grew by 6.3% year on year in Q4 2020 after expanding by 67.3% in the previous quarter, largely due to the further easing of lockdown restrictions. Growth was primarily recorded in the manufacturing, trade, transport, construction, and agricultural sector in Q4 2020. According to IMF, the economy is projected to come in at 3% in 2021.

#### GDP Growth Rate & Forecast – South Africa



Source: IMF



The inflation rate in South Africa rose to 3.2% in March 2021 up from 3.1% in December 2020. The upward pressure came from the increase in the prices of food and non-alcoholic beverages, health due to the pandemic, recreation, and culture.



The South African Reserve Bank unanimously decided to leave its repo rate unchanged at a record low of 3.5% during its March 2021 to support the economic recovery from the global pandemic. IMF predicts that the economy will grow by 3% which is lower than the South African government expectation of 3.6%. The pace of economic recovery is, however, hinged on the speed of vaccination roll-out.

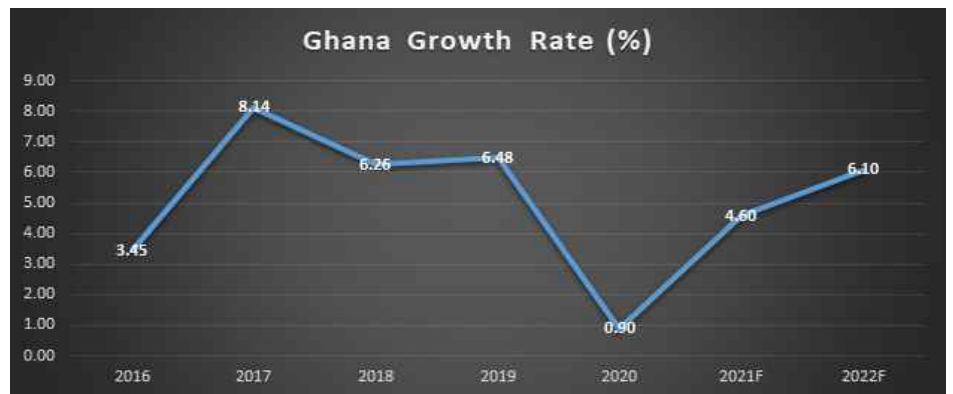
# GLOBAL ECONOMY



## Ghana

The economy in the 4th quarter of 2020, grew by 3.3% year-on-year following a 3.2% contraction the previous quarter making the first expansion since the start of the pandemic. The bounce-back reflected a rebound in the services sector and stronger growth in the agricultural sector. Looking ahead, as the impact of the pandemic subsides, the economy is projected to gain steam on the back of the recovering domestic and foreign demand. The industrial and services sectors are likely to benefit from easing restrictions and should continue to spearhead economic growth. Nevertheless, the risk associated with slow vaccine rollout and volatile commodity prices continues to cloud the outlook.

### GDP Growth Rate & Forecast – Ghana



Source: IMF



The annual inflation rate in Ghana came in at 10.3% in March 2021 which slightly reduced from 10.4% in December 2020 as prices continue to climb for non-food products. The headline inflation is however expected to return to its target band in the 2nd quarter of 2021.

The monetary policy rate has been kept on an eight-year low of 14.5% during the March 2021 meeting, to continue supporting the economy from the lingering impact of the pandemic. The IMF predicts the economy will grow by 4.2% slightly below the government's expectation of a 5% growth rate in 2021.



# GLOBAL ECONOMY



## Rwanda

Rwanda's economy contracted by 0.6% year-on-year in Q4 2020 from 3.6% the previous quarter. The decline was the third consecutive decline although at a much slower rate than the preceding quarters. The slowdown in the economy's decline is attributed to industrial production rebound and increased agricultural activity. The National Bank of Rwanda held its key repo rate steady at 4.5% during its February 2021 meeting, to encourage capital flow and invariably support economic recovery following the Covid-19 pandemic. Rwanda has maintained a relatively low inflation rate for eight consecutive months to 1.7% in March 2021. The decline is followed by the downward revision of public transport fares and a deceleration in prices of fresh food products. According to IMF, the economy is projected to grow by 6.2% in 2021.

## GDP Growth Rate & Forecast – Rwanda



Source: IMF

# International funds transfer at your finger tips

Enjoy fast and secure foreign currency transfers from your domiciliary account to beneficiaries around the world.



Simply log in to your mobile app or  
internet banking platform to get started.

Scan to download AccessMore app



#### More Information:

01- 2712005, 01- 2712006, 01- 2712007.  
accessbankplc.com



Facebook.com/accessbankplc | Twitter.com/myaccessbank  
Youtube.com/accessbankplc | LinkedIn.accessbankplc  
Instagram/myaccessbank

Terms & Conditions Apply



more than banking





# 2.0

THE NIGERIAN  
ECONOMY

# THE NIGERIAN ECONOMY



Many economic indicators continue to show recovery in Q1 2021, reflecting the impact of fiscal and monetary support in restoring economic growth to its pre-COVID levels. Credit to the private sector continues to edge upwards, adding 1.1 trillion between Q4 2020 and Q1 2021. Yield on government securities closed at 4.8% in March 2021, rising from 0.8% posted at the end of Q4 2020. Oil price continues to struggle out of troubled waters as India which is the one of the World's biggest import of oil continues to battle the resurgence of COVID-19. However, members of OPEC and OPEC+ remain committed to their supply-cut deals to keep prices moving upward. Despite these bright looking economic indicators, inflation rate, exchange rate and external reserves plunged in Q1 2021. Inflation rate continues to surge upwards as insecurity in food producing areas worsens. The impact of the depreciating Naira, increase in electricity tariff amongst other factors also worsened the inflation rate. Exchange rate remains weak as dollar supply remains unable to match the incessant demand for the greenback. This has put a continuous strain on the external reserves as the CBN continues to defend the Naira.

A snapshot of the domestic economy in Q1 2021 is presented below:

<b>Economic growth rose to 0.5% in Q1 2021 compared to 0.11% recorded in Q4 2020</b>	<b>Credit to private sector rose from N30.2 trillion in December 2020 to N31.3 trillion in March 2021</b>	<b>Exchange rate in both the I&amp;E and NAFEX window depreciated between N407-N408</b>
<b>Performance in the stock market declines as yields on government securities rises</b>	<b>Reserves declined in March 2021, settling at \$34.8b compared to \$35.4b in December 2020.</b>	<b>Inflation rate rose to 18.17% in March 2021 compared to 15.75% posted in the December</b>
<b>1 year T-Bills rate grew to 4.8% in March 2021 from 0.8% posted in December 2020</b>	<b>MPR remained unchanged at 11.5%</b>	<b>Oil prices rose to \$62.98/b in March 2021 from \$50.94/b in December 2020</b>



## 1 GDP Growth

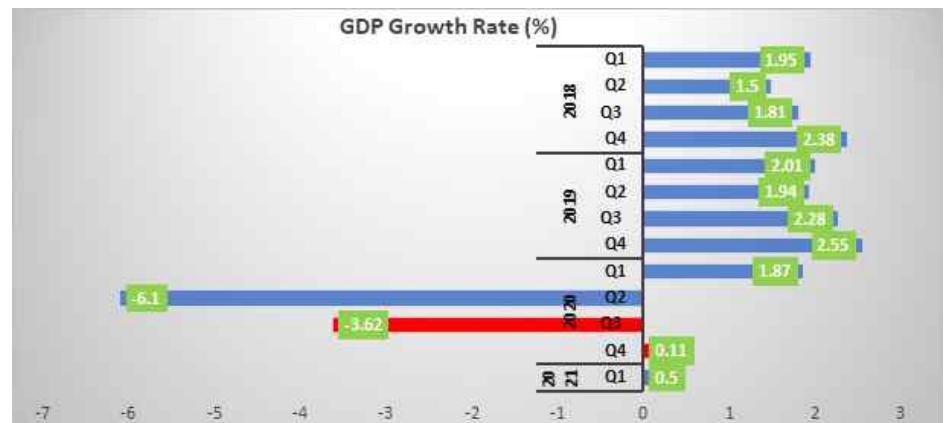
The National Bureau of Statistics (NBS) reported that the Nigerian economy advanced further to 0.5% in Q1 2021 from 0.1% year-on-year (y-o-y) in Q4 2020. This is the second positive quarterly growth in the last four quarters, reflecting the gradual return of economic activities following the lifting of restrictions on movement and limited local and international commercial activities in preceding quarters.

# THE NIGERIAN ECONOMY



The non-oil sector contracted in Q1 2021 by 0.79% from 1.69% recorded in Q4 2020. Key drivers of the non-oil sector include water supply, sewage and waste management, cement, telecommunications & information services, food, beverage & tobacco amongst others. The oil sector, on the other hand, improved posting -2.21% in Q1 2021 from by 19.76% recorded in the preceding quarter. This improvement was supported by increased oil production as Nigeria pumped an average of 1.72mbpd in Q1 2021 higher than 1.56mbpd pumped in Q4 2020. The growth trend noticed in Q1 2021 is a pointer to the growing importance of the non-oil sector.

## GDP Growth Rate – Nigeria



Source: NBS



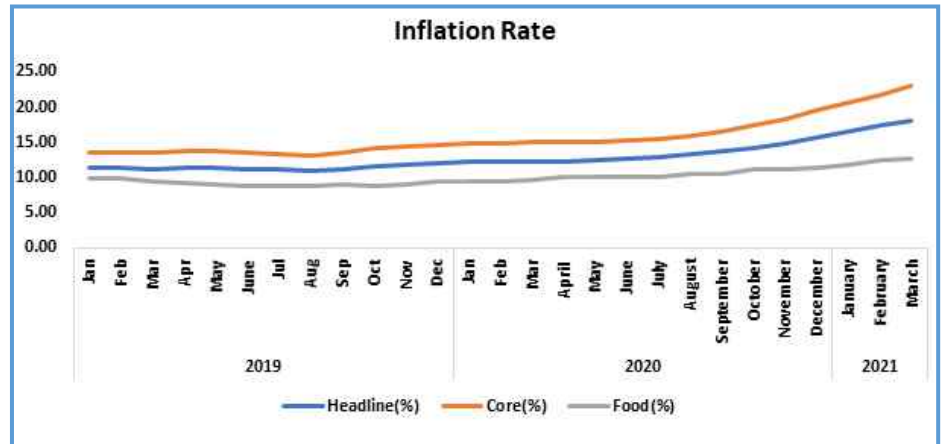
## 2 Inflation

Inflation rate rose to 18.17% in March 2021 from 15.75% reported in the previous quarter. This figure is also higher than 12.26% posted in the corresponding month of 2020. Y-O-Y prices rose mostly for food items reaching 22.95% relatively to 21.79% in the previous month with core inflation also rising to 12.67% from 12.38% recorded in the previous month. This came on the back of the weakened Naira, the lingering effects of coronavirus-induced supply disruptions, increase in electricity tariffs, rising food prices due to worsening insecurity, amongst others. Rising inflation rate continues to erode consumers' purchasing power and real returns on investments. This high inflation rate combined with surging unemployment rate has aggravated security challenges across the country.

# THE NIGERIAN ECONOMY



## Inflation Year-on-Year



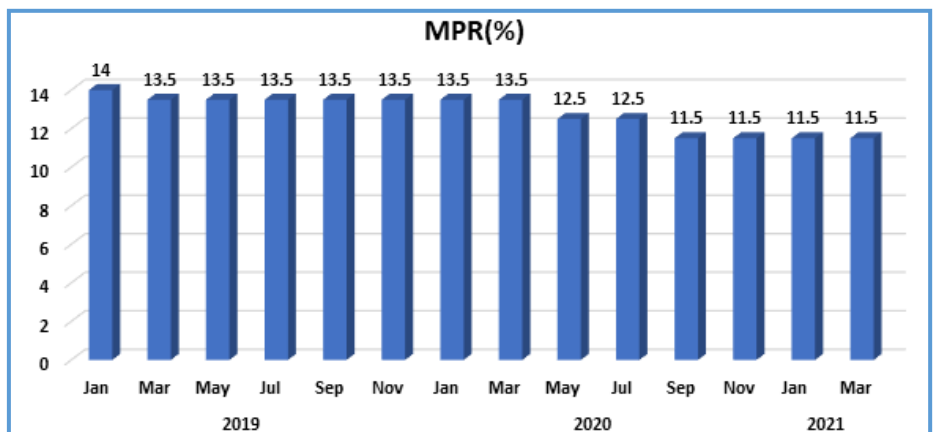
Source: NBS



## 3 Monetary Policy

The Monetary Policy Committee (MPC) of the Central Bank of Nigeria (CBN), left the Monetary Policy Rate (MPR) and other rates unchanged in its second meeting of 2021 held in March. While lower rates continue to fuel inflationary pressures, most members of the committee are of the opinion that achieving pre-COVID levels of economic growth remains the priority.

### Trend in MPR



Source: CBN

## 4. Unemployment

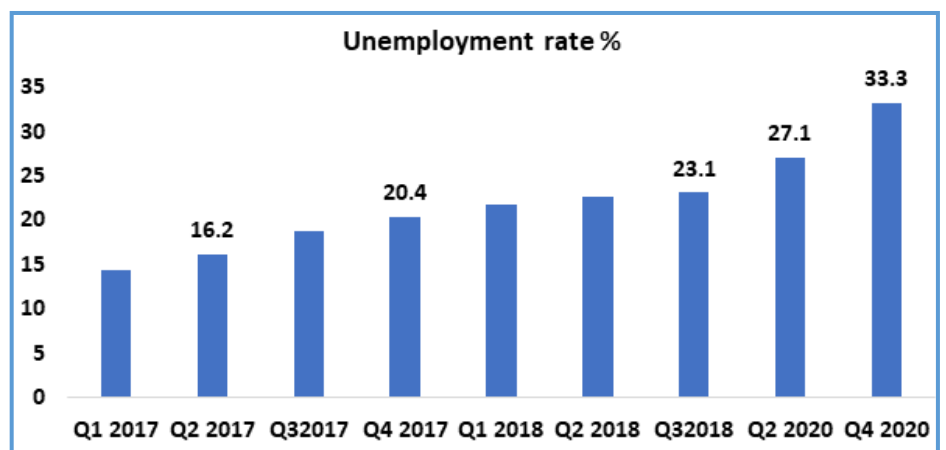
Data from the National Bureau of Statistics (NBS) reveals that unemployment rate rose further to 33.3% in Q4 2020 from 27.1% posted in Q2 2020. However, underemployment declined to 22.8% in

# THE NIGERIAN ECONOMY



Q4 2020 from 28.6% posted in Q2 2020. Rural unemployment rate rose to 34.5% in Q4 2020, up from 28.2% in Q2 2020 with urban unemployment rate maintain the same upward trend reaching 31.3% in Q4 2020 from 26.4% posted in Q2 2020. The increasing unemployment could be attributed to the devastating impact of the COVID-19 pandemic coupled with the nation's fragile economy. This high unemployment rate has also led to heightened insecurity across the nation as people find other illegal ways to survive.

## Unemployment Rate Trend



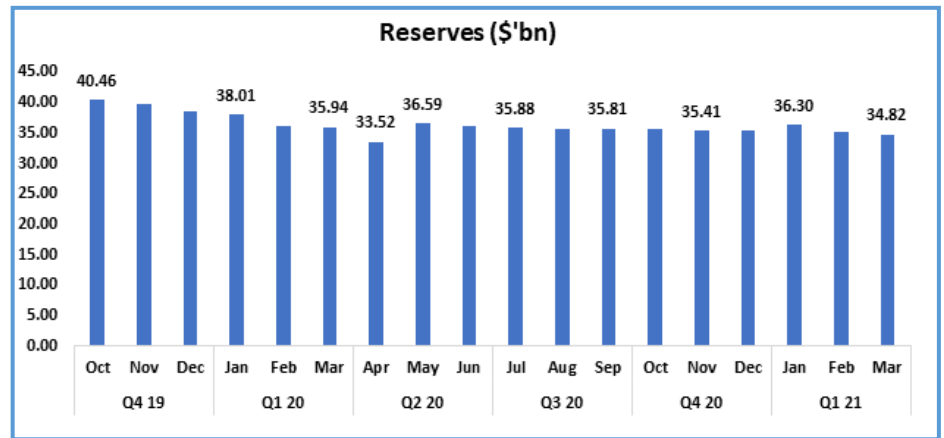
Source: NBS

## 5 External Reserves

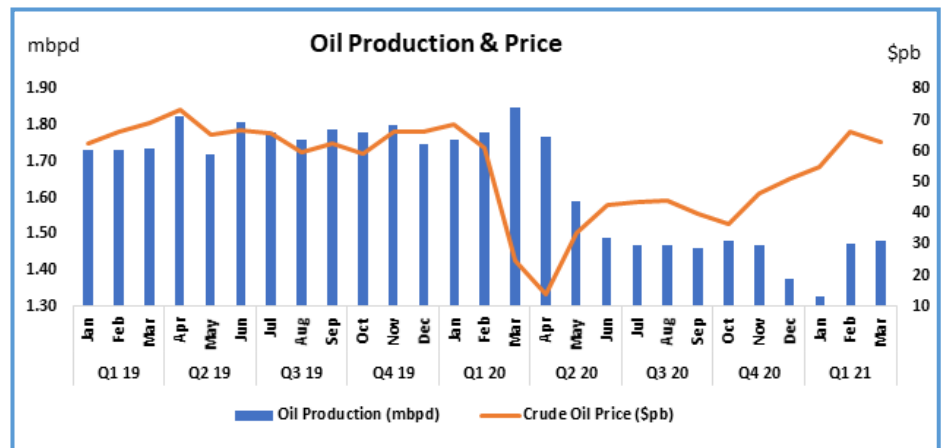


External reserves slightly declined in March 2021. Reserves closed at \$34.79 billion in March compared to \$35.37 billion reported in the previous quarter. The initial surge in January 2021 happened on the back of renewed optimism on the successful deployment of COVID-19 vaccines across the globe. However, hesitancy to receive the vaccine has dampened the projection of global economic recovery. Demand continues to outweigh supply of the dollar and this has continued to put pressure on the external reserves. The CBN through forex interventions has spent over \$1.3 billion to defend the naira between January and February 2021.

# THE NIGERIAN ECONOMY



Source: CBN



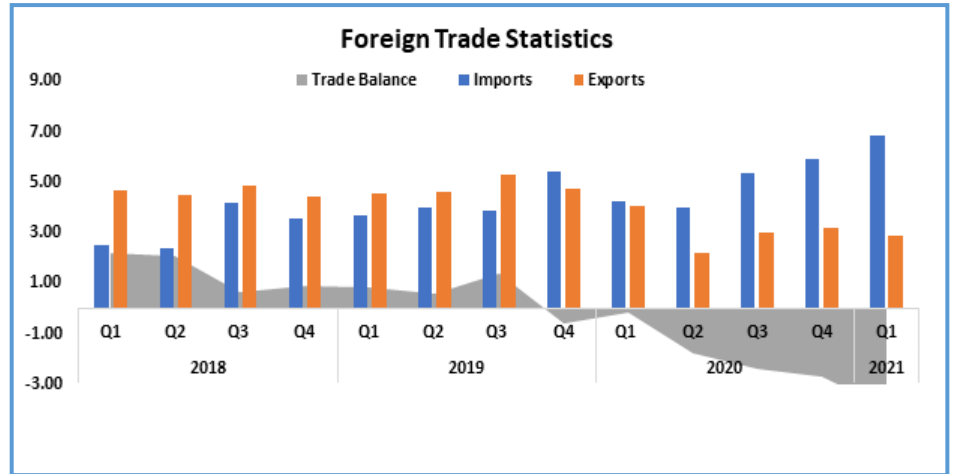
Source: CBN



## 6. External Trade

Nigeria recorded a trade deficit of N3.94 trillion in Q4 2020 exposing the country's overdependence on oil exports which is highly susceptible to external factors such as the ongoing global pandemic. Crude oil makes up about 80% of Nigeria's export and 90% of its foreign earnings. This remains a problem as the country's foreign reserve is largely dependent on the volatility of oil prices. The rising level of imports and trade deficit makes the economy vulnerable to inflation, devaluation of the currency, and the impediment of possible job creation through local production of goods that are imported. Despite the recovery in trade activities across the globe due to the release of the COVID-19 vaccine, it is expected that weakness in the trading account will persist. This is due to the nation's compliance with OPEC's production cuts and continued reliance on imported raw materials, manufactured and capital goods. The outlook stresses the need for diversification of exports and increased domestic production.

# THE NIGERIAN ECONOMY



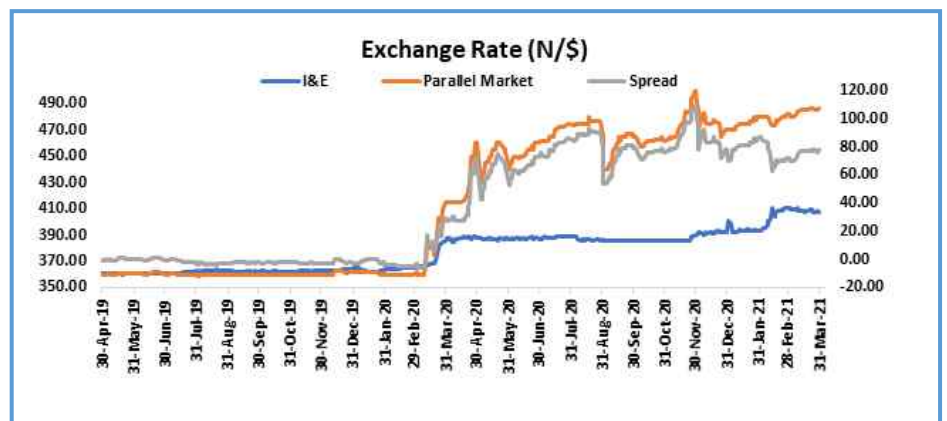
Source: NBS



## 7 Exchange Rate

The spread between the rates in the I&E and parallel market continues to widen given the inadequate supply of the dollar matched with the incessant demand of the dollar. The rate at the I&E and parallel market closed at N408.67/\$ and N486/\$ in March 2021. This reflects a spread of N76.5 which is higher than the spread of N71.8 recorded in February. Sustained weekly FX interventions by the apex bank across various market segments which is meant to keep the local unit relatively stable has proven to be insufficient.

### Foreign Exchange Rate: I&E, Parallel and Spread



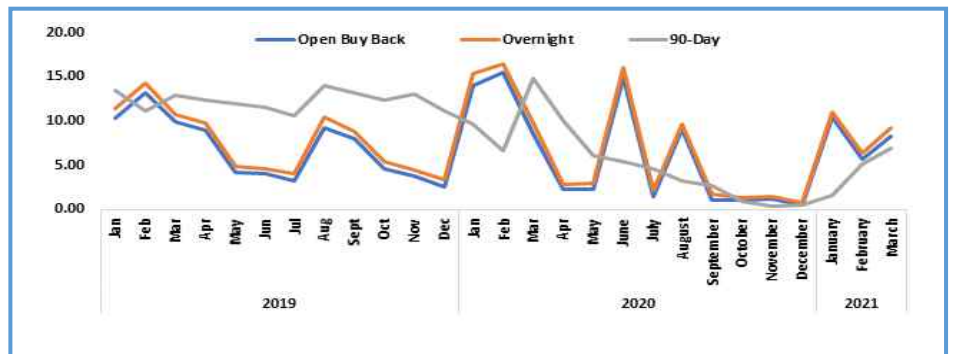
Source: CBN & FMDQ

# THE NIGERIAN ECONOMY



## 8. Money Market

The debt market liquidity was depleted in March 2021 following the Primary Market Auction (PMA) sales and Cash Reserve Ratio (CRR) debit. This led to the spike seen in both short and long dated instruments. Short-dated placements such as the Open Buy Back (OBB) and Over Night (O/N) rates rose to 8.25% and 9.25% from 0.50% and 0.83% reported in the Q4 2020. The slightly longer dated instruments such as the 90-day Nigerian Interbank Offered Rate (NIBOR) settled at 6.94% from 0.48% posted in the prior quarter.



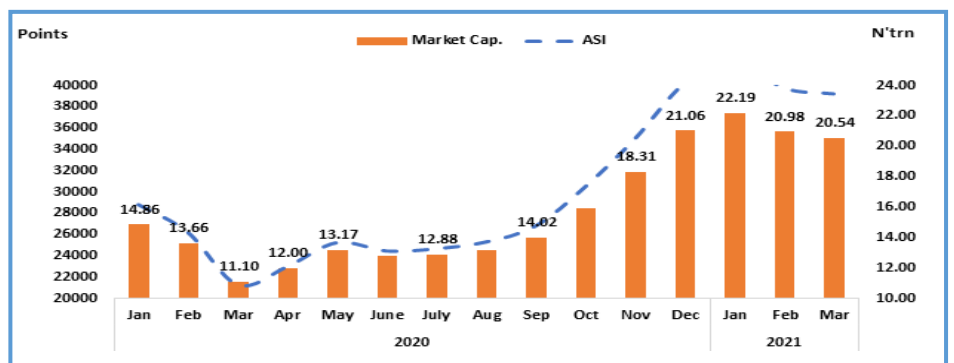
Source: FMDQ



## 9. The Stock Market

Indicators at the local stock exchange declined in March 2021 due to profit taking by investors. The completion of the stock market demutualization also gave way to apprehension and anxiety among stakeholders. The downtrend was majorly in the agricultural and financial services sector. Consequently, the All-Share Index (ASI) and market capitalization closed at 39,045.13 points and N20.43 trillion in March 2021 from 40,270.72 points and N21.06 trillion in the previous quarter.

### Nigerian Stock Exchange All Share Index and Market Capitalization



Source: NSE



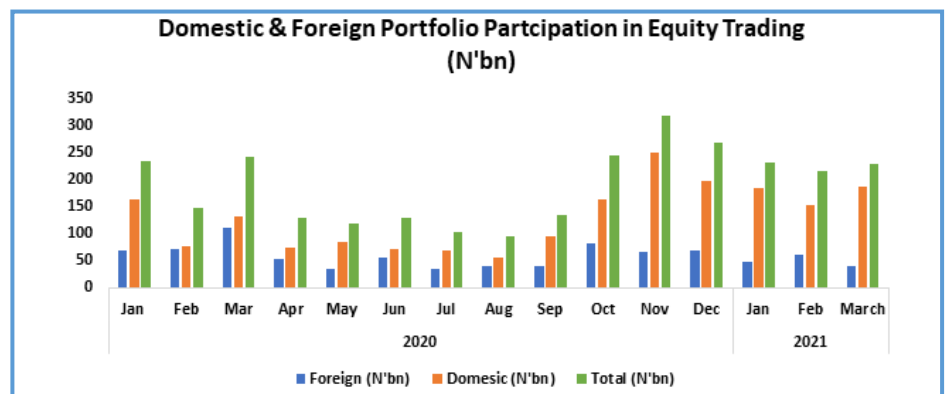
# THE NIGERIAN ECONOMY



## 10. Portfolio Investment – NSE

Total transactions declined to N228.49 billion in March 2021 from 269.24 billion recorded in December 2020, reflecting a 15.14% decline. Domestic investors' transactions dominated foreign investors' transactions in March 2021. Domestic transaction accounted for 77.79% of total portfolio investment while foreign transactions accounted for 22.21%. Total domestic transactions declined to N187.85 billion March 2021 compared to N199.32 billion posted in December 2020. Also, foreign investors' transactions decreased to N40.64 billion in March 2021 from N69.92 billion recorded in December 2020.

### Domestic & Foreign Portfolio Participation in Equity Trading



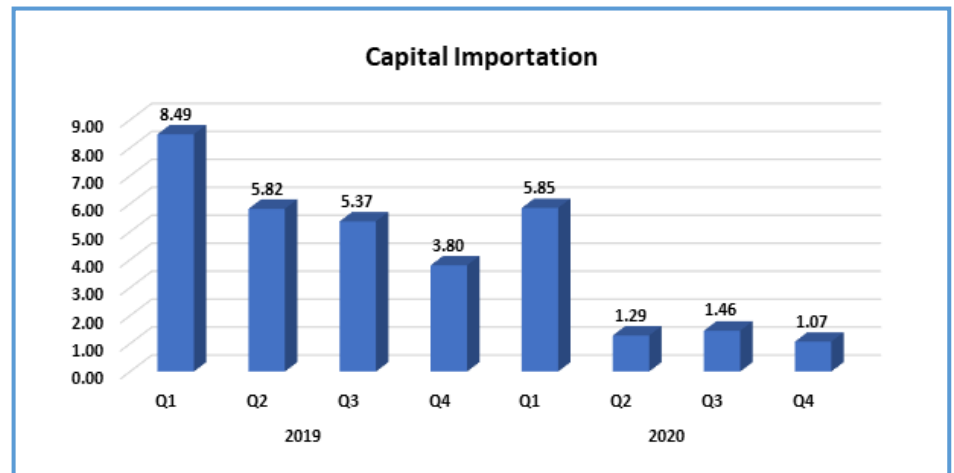
Source: NSE



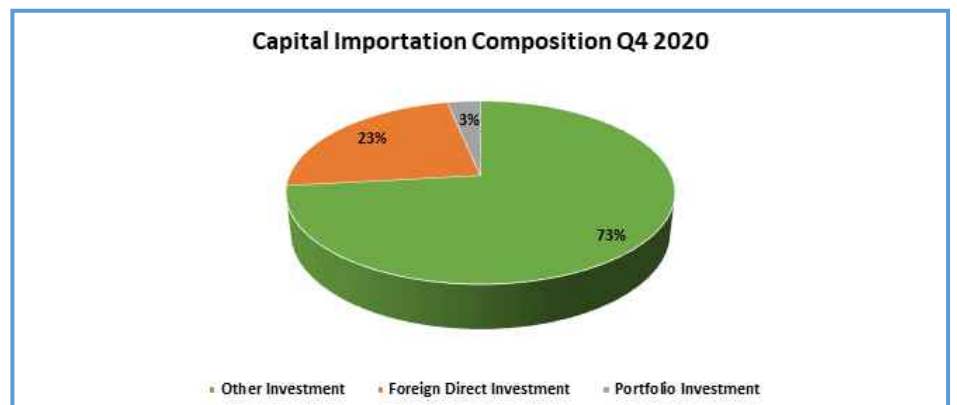
## 11. Capital Importation

Nigeria, in Q4 2020, received \$1.07 billion in form of capital imported, representing a 26.71% decline relative to the \$1.46 billion in Q3 2020. Other investment accounted for almost double its contribution in Q3 2020, accounting for 73.22% of the total capital imported in Q4 2020 making it the largest contributor. Foreign Direct Investment and Portfolio Investment contributed 23.49% and 3.29% to the total capital imported in the reference period, respectively. The United Kingdom remained the top source of capital imported into Nigeria in Q4 2020, providing 22.14% of the total capital imported. Lagos state remained the top destination for capital import receiving 77.56% of the total capital imported in Q4 2020.

## Domestic & Foreign Portfolio Participation in Equity Trading



Source: NBS



Source: NBS

## 12. Credit Ratings



Fitch rating agency accorded Nigeria's credit rating a 'B' with stable outlook. This rating is supported by the large size of the economy, a low general government (GG) debt-to-GDP ratio, small foreign-currency (FX) indebtedness of the sovereign and a comparatively developed financial system with a deep domestic debt market. However, the rating is undermined by weak fiscal revenue, comparatively low governance and development indicators, high dependence on hydrocarbons and continued weak growth and high inflation. Nigeria continues to contend with external liquidity pressures that were worsened by the COVID-19 pandemic and resilience to adverse external developments is weak. Despite gradual and moderate exchange-rate depreciation over the last year, the naira remains overvalued. Persistent double-digit inflation under a tightly managed

# THE NIGERIAN ECONOMY

exchange-rate depreciation over the last year, the naira remains overvalued. Persistent double-digit inflation under a tightly managed multiple-window exchange-rate regime could drive further misalignment of the currency relative to fundamentals.

Moody's rating agency awarded Nigeria credit rating with a B2 with a negative outlook. This rating is supported by the country's substantial oil and gas assets. Although the government is highly dependent on hydrocarbon revenues, which are prone to oil price volatility, the oil and gas sector represents less than 10% of GDP. However, the rating is undermined by an underdeveloped revenue base, a very weak level of institutions and governance strength, a fractious political landscape, rising debt burden, increasing debt affordability constraints, and growing external vulnerabilities.



## 14 Socio-Economic Landscape

Insecurity challenge has been on a rampage across Nigeria in recent times. Insurgencies especially in the North and East, kidnapping, robberies amongst other crimes have been prevalent. Containing violence in Nigeria costs \$134 billion from 2007 to 2019. According to the Institute for Economics and Peace (IEP), this means it cost Nigeria 30% of its GDP in dealing with violence, an amount that could have spurred additional economic activity and widened the economy. The rise in insecurity makes Nigeria one of the least peaceful countries. According to the 2020 Global Peace Index (GPI) report, Nigeria occupies 40th position out of 44 countries in sub-Saharan Africa, and the country is ranked 147th globally.



Nigeria emerged as the 3rd worst governed country in the world. The Chandler Good Government Index scored Nigeria 0.319 point out of 1 point ranking the country 102 out of 104 countries examined. The index forced on 7 pillars which includes leadership & foresight, robust laws and policies, financial stewardship, strong institutions, global influence & reputation, attractive marketplace and helping people rise. The report noted that countries that have done well under these pillars such as Finland, Switzerland and Singapore, are all market economies with sound property rights and stable business regulations. It added that the ability to effectively tackle corruption is the indicator with the strongest correlation with overall good government rankings.





## 15. Financial Sector Developments

The CBN, in February 2021, while referencing its January 2017 circular which raised concerns on the risk of crypto currency associated transactions, prohibited all financial institutions from dealing in crypto currencies or facilitating payment for crypto currency exchanges. Financial institutions were directed to identify individual, or entities transacting crypto currency exchanges within the financial system and ensure that such accounts are closed immediately. Failure to adhere to this regulation would attract severe penalty to erring financial institution.

In March 2021, the CBN introduced the "Naira 4 Dollar Scheme" for diaspora remittances. This is targeted at ramping up inflows of diaspora remittances into the country as getting N5 for every US\$1 is expected to incentivize senders and recipients of international money transfers. The N5 would be paid to the recipient either they choose to collect cash or transfer into their domiciliary account.

# We are **faster, closer** and **safer**

With our scale, expertise and deep desire to satisfy your needs, we will deliver exceptional experiences for the moments that matter the most to you.



more than banking



Africa | Asia | Europe | Middle East



# 3.0

OUTLOOK FOR Q2  
2021 AND BEYOND

## OUTLOOK FOR Q1 2021



### 3.1 Economy

Real GDP growth rate for Q2 2021 is expected to progress further remaining in the positive space. The fiscal and monetary measures would continue to boost economic growth. Growth is expected to reach 2.49% at the end of 2021. However, current insecurity issues in the country and resurgence of COVID-19 in certain key economies such as India, pose downside risks to this projection.



### 3.2 Foreign Exchange

Sustained weekly FX interventions by the apex bank across various market segments which is meant to keep the local unit relatively stable has proven to be insufficient. The CBN has not been able to match its supply of the dollar to the huge demand for the dollar. The Naira is expected to settle at N420.16/\$ in 2021.



### 3.3 Crude Oil

Oil price is expected to average \$60.63/b at the end of 2021. The downside to this positive outlook hinges on the resurgence of COVID-19 in India which is one of the World's largest importer of oil and the hesitancy of people to receive the COVID-19 vaccine which will stall the aim of curbing COVID across the globe.



### 3.4 Monetary Policy

A further cut in the MPR in Q2 2021 is not expected, given the skyrocketing inflation rate. The loose monetary stance is expected to stimulate credit expansion to the sectors of the economy worst hit by the pandemic and offer impetus for output growth and economic recovery come 2021.



### 3.5 Foreign Reserves

Foreign reserves in Q2 2021 is expected to improve as oil prices remain on a steady rise. The CBN's continued "Naira 4 Dollar" is expected to boost the foreign reserves in coming quarters.

## OUTLOOK FOR Q1 2021



### 3.6 Inflation

Inflation rate in Q2 2021 is expected to remain the double-digit space. This would be fuelled by rising food prices which sprouts from worsening insecurity in food producing areas, supply chain disruptions, high electricity tariffs, hike in the price of Premium Motor Spirit (PMS), pass through effect of currency depreciation on prices amongst other factors.

---

#### Disclaimer

This report is based on information obtained from various sources believed to be reliable and no representation is made that it is accurate or complete. Reasonable care has been taken in preparing this document. Access Bank Plc shall not take responsibility or liability for any errors or fact or for any opinions expressed herein. This document is for information purposes and for private circulation only, and may not be reproduced, distributed or published by any recipient for any purpose without prior express consent of Access Bank Plc.



# that extra plus on your business banking experience



Enjoy convenient payment solutions anytime, anywhere.

- Local payments, including single and bulk payments
- Foreign payments, including cross currency transfers
- Balance & Transaction Reporting
- Financial Supply Chain Management
- Point of Sales (POS) Reporting
- Customs Duty Payments

Visit [www.accessbankplc.com/primus](http://www.accessbankplc.com/primus) to get started

**More Information:**

01-271-2005-7, 0700-300-0000

[accessbankplc.com](http://accessbankplc.com)



Facebook.com/accessbankplc | Twitter.com/myaccessbank  
Youtube.com/accessbankplc | LinkedIn/accessbankplc  
Instagram/myaccessbank



more than banking